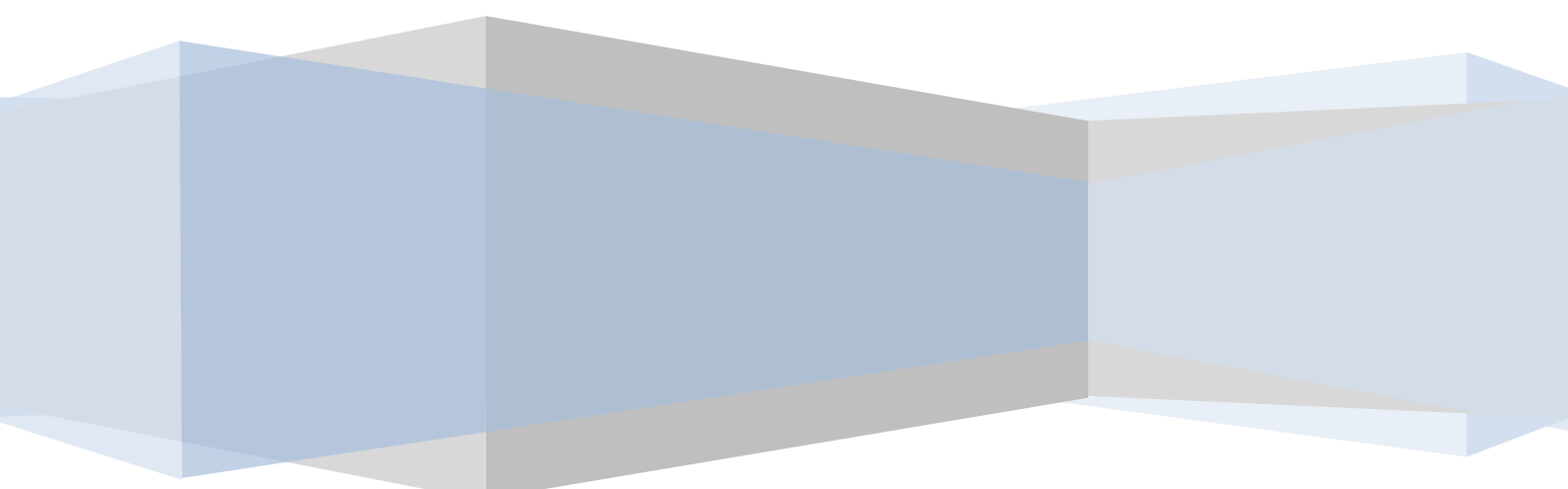


# Multi Agents Add-on (For WPL)

Realtyna Inc.



*Contents of this Manual are applicable to the WPL Multi Agents Add-On. Details of this Manual may be different based on the customizations you have or your software.*

# Introduction

This manual contains information about the Multi Agents Add-on, an extension for WPL plugin.

The Multi Agents addon enables real estate WordPress websites to assign additional agents to each property.

# System Requirements

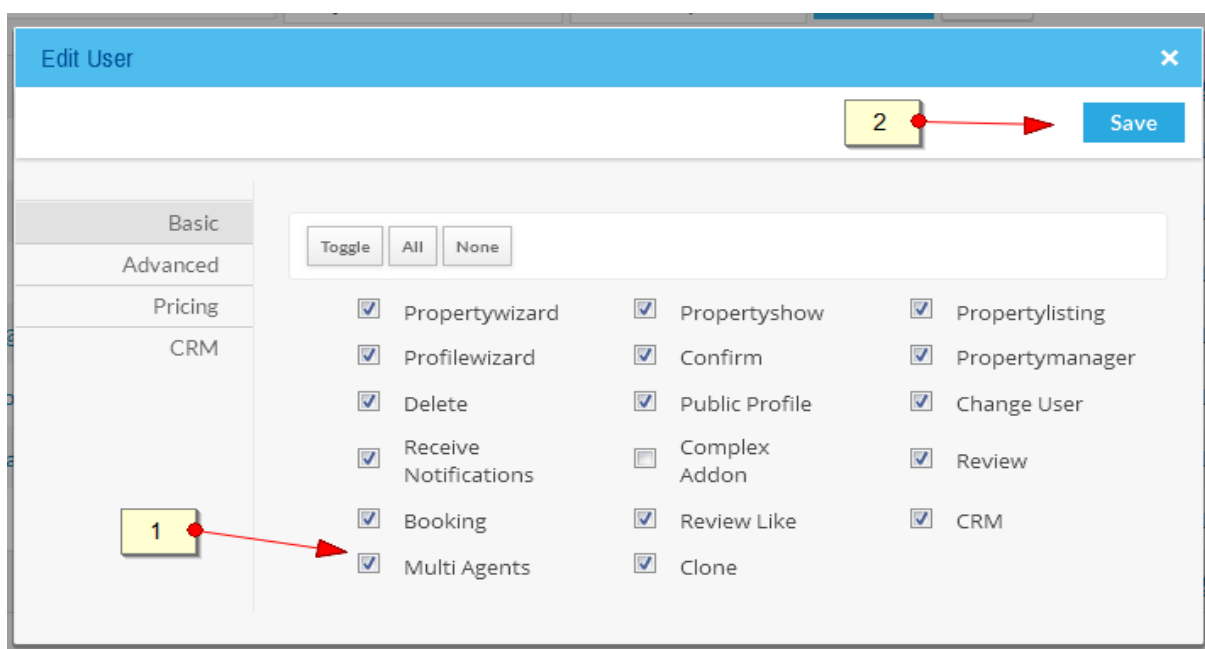
To use the Multi Agents Add-On, you will need the WPL Pro. (Don't install any Add-On in WPL basic)

# Installation

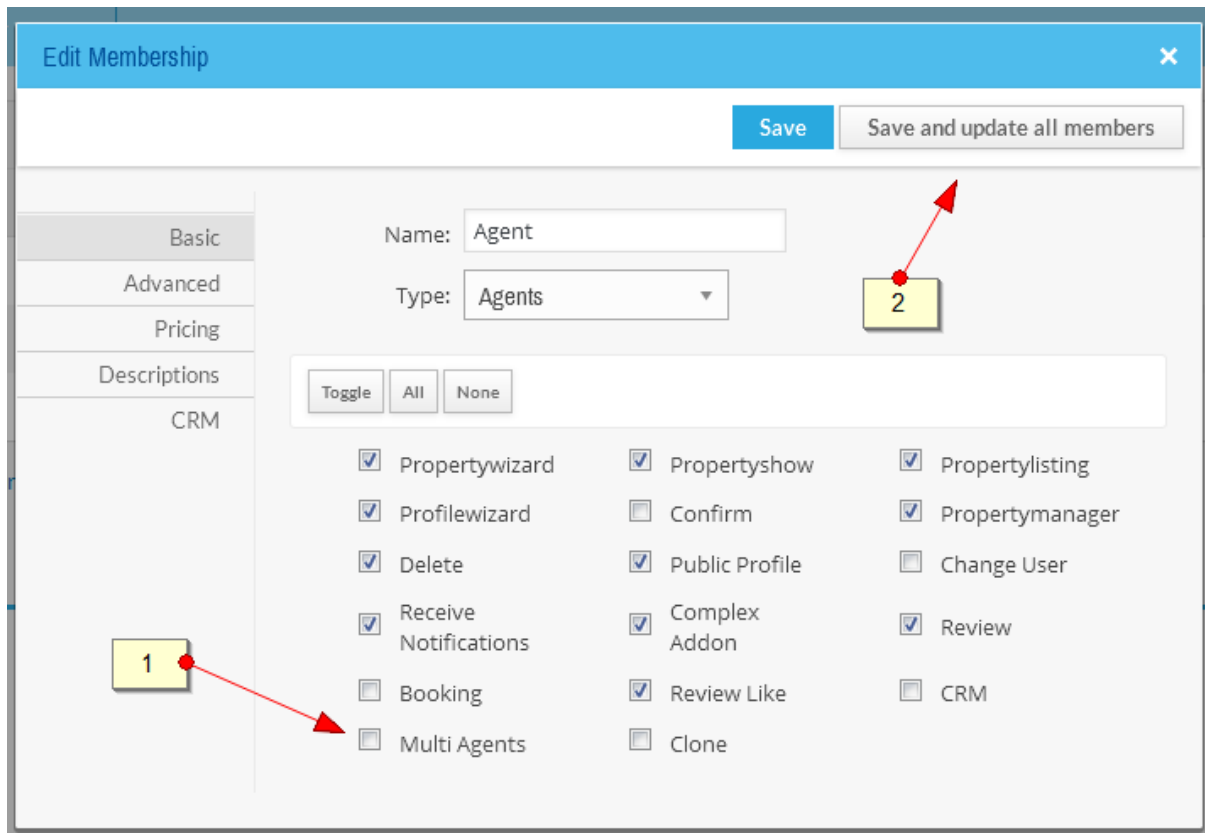
If you have the installation package of the Multi Agents Add-on, you can easily upload it from the following path: WordPress->WPL dashboard->Install Addon form.

# Configuration

After installing the Multi Agents addon a new access will be added for your users and memberships (If you use WPL membership addon) so you can simply enable access of adding additional agents to your desired users/memberships. For enabling this access for any user, please navigate to WPL->Users and edit the user and then check "Multi Agents" access and save the user.



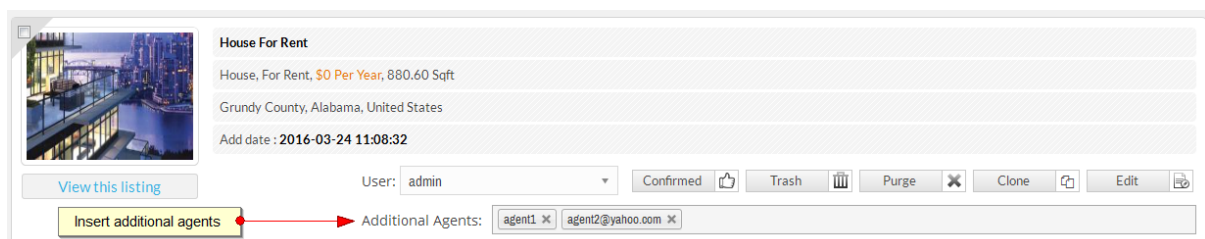
If you want to enable this access for users of a certain membership, navigate to WPL->Memberships and edit your desired membership. Then check the "Multi Agents" access and save the membership.



By enabling this access for users, they can assign additional agents for their listings. If you don't want to provide this ability to others, then you should enable this access for your own user only.

## Adding additional agents

For assigning additional agents to each listing, you should go to WPL->Listing Manager menu and then you will see a multiple selection input for each listing below the action buttons. Then you can simply select your desired agents and assign them to listing as additional agent.



After inserting additional agents, you will see them on the property details page. Please find following figure:

## Agent info



*Howard R.*

[View website](#)


82379283

39843984

384739489

howard@realtyna.com

secondary@realtyna.com



*Agent LastName*

[View website](#)

38493849

93829389283

9328928392

agent@agents.com

secondary@agents.com



agent2@yahoo.com

The listing will show under profile of additional agents in the agent profile page as well. Also if someone fills the contact to agent form, the form will send to all of agents included additional agents.

## Additional Agent vs. Main agent

Main agent is the owner agent of any listing that can edit/confirm/remove etc. the listing but additional agents cannot modify and remove the listing, they will show only on the property details page as agent.